

Spray lubricator EOS 1


The system for precision application





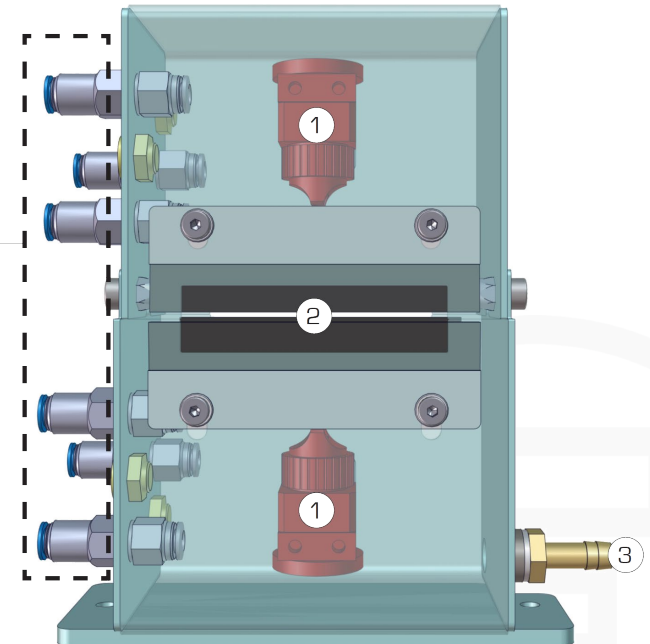
Spray lubricator EOS 1: At a glance

- The EOS 1 spray lubricator is used for lubricating strip on both sides.
- The oil is fed in and discharged via on-site conveying equipment. The belt is transported through the spray lubricator and lubricated according to preset parameters.
- The housing of the EOS 1 system is made of powder-coated sheet steel.
- The spray chamber is divided into an upper and a lower half, which are bolted together.
- The EOS 1 is available as standard for many belt widths up to 900 mm.
- We recommend it for use with strip thicknesses from 0.5 to 3 mm.
- Individual special formats and special configurations can also be realized.



Spray lubricator EOS 1: Principle of operation

- One or more adjustable spray nozzles (1) are installed in the top and bottom halves of the housing.
- The nozzles are supplied with lubricant, spray air and control air via inlets (4) located on the side of the housing.
- Lubricant sprayed past the belt edges is collected by the lower part of the housing and can be fed to an on-site container via the connection for the oil return (3).
- The escape of oil mist from the spray chamber is prevented or contained by brush strips (2) on the inlet and outlet slits.
- The EOS 1 can also be coupled with an extraction system. In this case, a centrifugal separator extracts the oil mist directly from the spray chamber.
- If necessary, a final filter stage can also be integrated, e.g. a HEPA filter system of class H13.



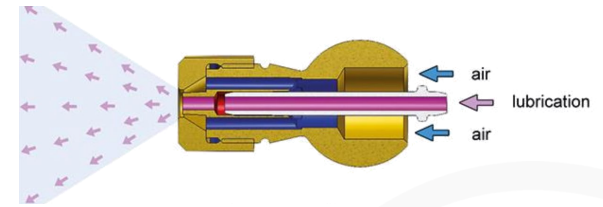
Spray lubricator EOS 1: Spray nozzle SD 25

- The SD 25 spray nozzle from Eckardt is used as standard in the EOS 1.
- The SD 25 is a powerful two-substance nozzle specially optimized for oil application.
- Depending on the viscosity of the application material, the application pattern can be individually set up and applied.
- According to the attached air cap, the medium is sprayed in a round or flat jet.
- Weight: approx. 140 g
- Control air pressure: 3 - 6 bar
- Spray air pressure: 0.5 - 6 bar
- Material pressure: max. 3 bar
- Spraying angle round jet 5° - 8°. Spraying angle flat jet 60° - 90°.
- Available nozzle sizes (mm): 0.2 - 0.3 - 0.5 - 0.8 - 1.0 - 1.2 - 1.5



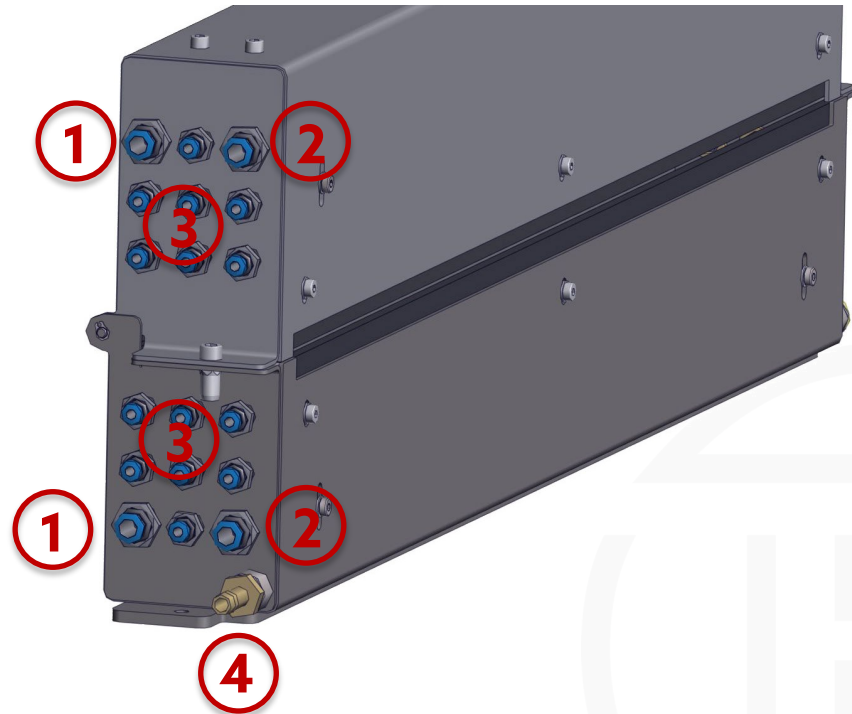
Spray lubricator EOS 1: Spray nozzle SD 25 – principle of operation

- A spray jet is generated from the interplay between control air, material feed pressure and spray air. It can take the form of either an intermittent or continuous spray process.
- Depending on which air cap is used, the spray output may be flat or round.
- The control air is supplied to the spray valve via a pilot valve. The spray air is supplied directly to the spray valve via a second air line. The integrated spray air control closes the spray air opening in the basic position.
- Once the pilot valve receives the signal, the front section of the needle piston chamber is flooded with air.
- The air valve is then pushed backwards on the needle against the needle guide, opening the spray air supply. Now the needle is pushed back and opens the nozzle.




Spray lubricator EOS 1: Supply connections

- 1 Oil supply
- 2 Spray air supply
- 3 Control air supply
- 4 Connection for residual oil discharge



Spray lubricator EOS 1: Configuration example

- Spray lubricator EOS1-700 with two-medium nozzle Eckardt SD 25
- 2 nozzle bars (top/bottom) equipped with 7 nozzles each
- Dosing systems Eckardt EDS for 2 oil grades
- Oil mist exhaust (centrifugal separator, final filter)
- Dimensions EOS: 823 x 94 x 271 (L x W x H) Pass-through height: 115 mm
- Pass-through width: max. 720 mm
- Material width: max. 700 mm
- Material thickness: max. 3 mm



Spray lubricator EOS 1: Gallery



Infeed side

Spray lubricator EOS 1: Gallery




Spray lubricator opened



Spray nozzles with feed lines

Spray lubricator EOS 1: Gallery



Spray nozzles behind cladding sheet



Manual nozzle adjustment
by knurled wheel

POMAC

Tel. +32(0)51316205
info@pomac.be

Goudenappelstraat 19
8780 Oostrozebeke

www.pomac.be



ECKARDT

Lubricating • Cleaning • Preserving

Eckardt Systems

